

Landi Inclusion

Accessibility for people with disabilities



The public space should be able to be used and enjoyed by everyone. The Landi Inclusion range makes this a reality for people with disabilities.

In collaboration with the Zurich University of Applied Sciences, BURRI has adapted its existing products to the needs of people with limited mobility and/or visual impairments.

Landi Inclusion bench: A seat height of 48 cm and small angle of inclination for comfortable sitting down and getting up. Armrests with a rounded profile for a pleasing grip.

Landi Inclusion bench-table-bench combination: Accessible height of 70 cm. Side recesses allow room for a wheelchair and mobile chairs.

Landi Inclusion lounge: At the centre is a surface for the comfortable and convenient transfer from the wheelchair to the lounge. The positions of the front and base sides can be found using the white stick.

Version:

- Galvanized tubular steel frame
- Stainless steel bolts
- Solid wood seat slats
 - Natural larch
 - NATWOOD® (Thermo Ash finish)
 - Finishing slats fir wood painted white

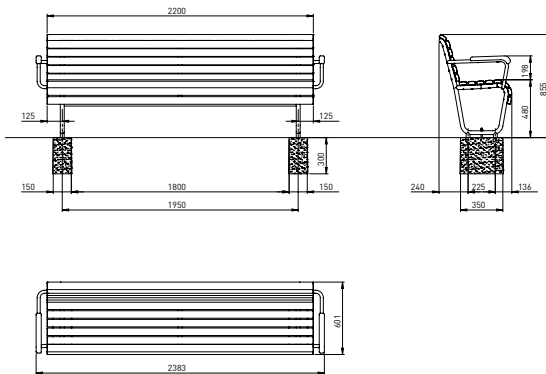
Other colours and woods on request

Installation

- freestanding
- dowelled onto solid flooring
- concrete foundations for ground installation
- with adapters for discrete installation

See overleaf for technical specifications

1 Landi Inclusion bench

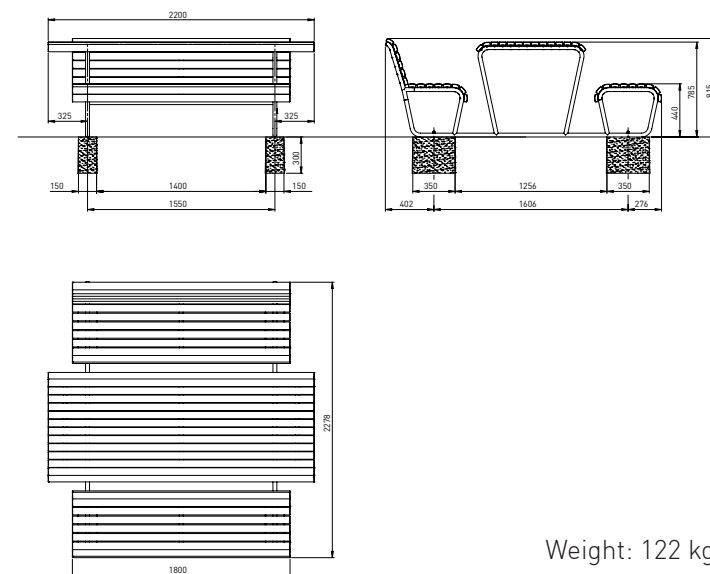


Weight: 51 kg

Item number Seating surface material

AMBAN10002724	Natural larch
AMBAN10002723	NATWOOD®
AMBAN10002725	Fir red painted (RAL/NCS)

2 Landi Inclusion bench-table-bench combination

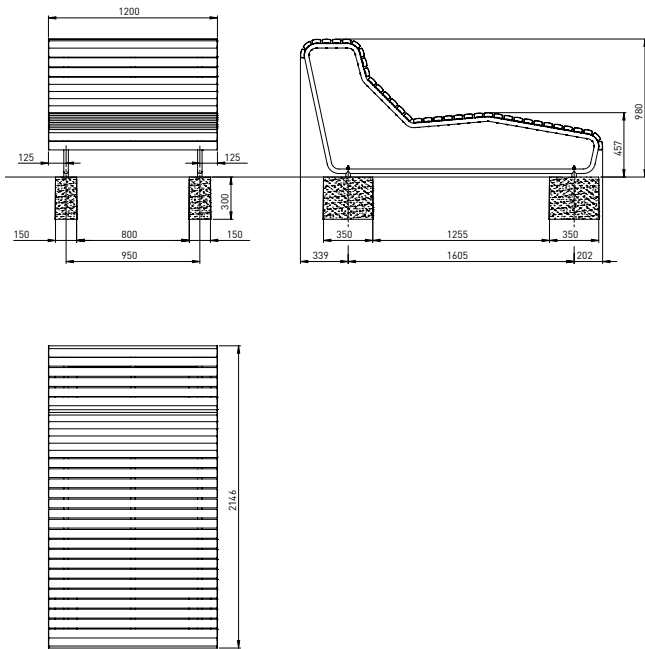


Weight: 122 kg

Item number Seating surface material

AMBAS90002778	Natural larch
AMBAS90002776	NATWOOD®
AMBAS90002777	Fir red painted (RAL/NCS)

3 Landi Inclusion lounger

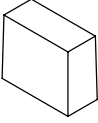
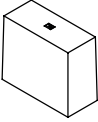
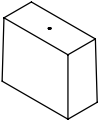
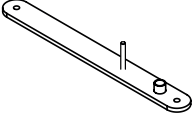
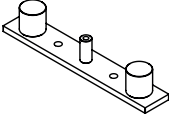
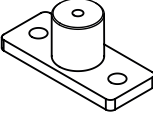


Weight: 75 kg

Item number	Seating surface material
-------------	--------------------------

AMBAN1000.2600	Natural larch
AMBAN1000.2601	NATWOOD®
AMBAN1000.2602	Fir red painted (RAL/NCS)

Landi Inclusion bench = 1
 Landi Inclusion bench-table-bench combination = 2
 Landi Inclusion lounge = 3

Concrete foundations				
Graphic	Item number	Description	Number	Bench seat
	AMBAN91003500	for ground installation Dimensions: 350 x 300 x 150 mm Weight: 42 kg	4 pieces 2 pieces	2, 3 1
	AMBAN91003501	for ground installation with anchor rail Dimensions: 350 x 300 x 150 mm Gewicht: 42 kg	4 pieces 2 pieces	2, 3 1
	AMBAN91003510	for ground installation with CNS threaded sleeve M10 Dimensions: 350 x 300 x 150 mm Weight: 42 kg	4 pieces 2 pieces	2, 3 1
Base plates				
Graphic	Item number	Description	Number	Bench seat
	AMBAN90001016	for positioning on finished flooring Dimensions: 50/10 x 600mm	2 pieces	1
Adapters				
Graphic	Item number	Description	Number	Bench seat
	AMBAN10001017	for positioning 5cm under finished floor / dowelling onto foundations	2 pieces	1
	AMBAN10001007	for dowelling onto foundations	4 pieces	2, 3