

## Landi Double Benches

The model range for a variety of public spaces



**The Landi double benches were designed for the Oerlikerpark. The objective of this development was the transformation of an industrial area into a residential area. The park is designed for a wide variety of uses and all areas can be accessed freely.**

**The Landi double benches are a perfect fit for the overall surroundings.**

**The Landi Double Bench model range encompasses five different models:**

- without backrest
- with low backrest
- with medium-height backrest
- with high backrest
- with pivoted backrest

**The models with backrest provide shelter from the wind and offer a sense of security as well as a measure of privacy.**

### Version:

- Galvanized tubular steel frame
- Stainless steel bolts
- Solid wood seat slats
  - Natural larch
  - NATWOOD® (Thermo Ash finish)
  - Natural Robinia
  - Fir green-grey or painted red


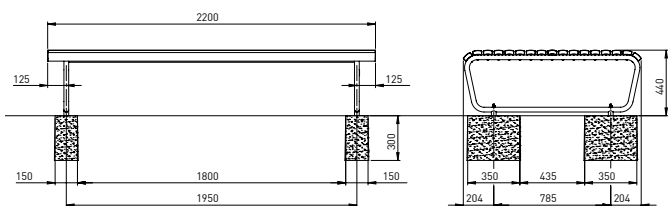
Other colours on request

### Installation

- freestanding
- dowelled onto solid flooring
- concrete foundations for ground installation
- with adapters for discrete installation

See overleaf for technical specifications

**1\_ Landi Double Bench without backrest**


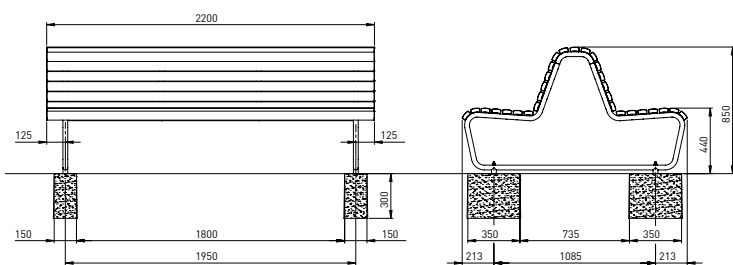


Weight: 61 kg

**Item number      Seating surface material**

- AMBAN1000.2623      Natural larch
- AMBAN1000.2629      NATWOOD®
- AMBAN1000.2621      Natural Robinia
- AMBAN1000.2609      Fir painted (RAL/NCS)
- AMBAN1000.2627      Fir green-grey painted
- AMBAN1000.2625      Fir red painted

**2\_ Landi Double Bench with low backrest**

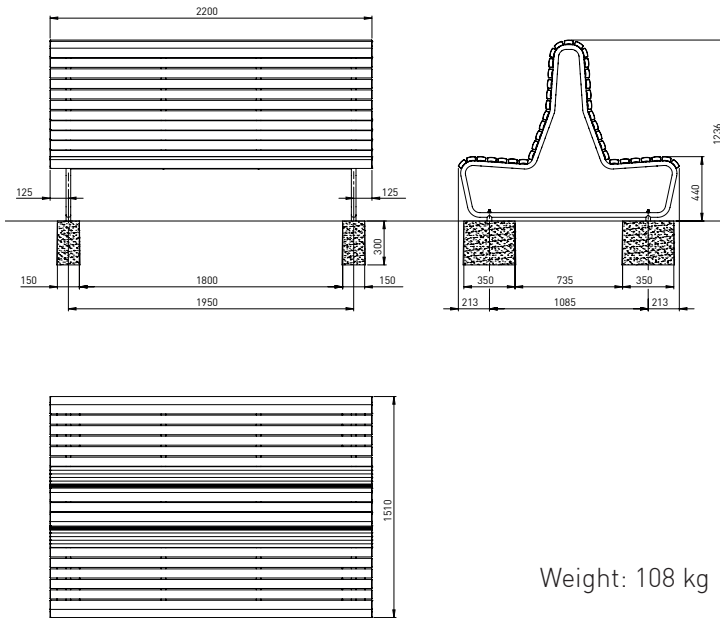


Weight: 84 kg

**Item number      Seating surface material**

- AMBAN1000.2673      Natural larch
- AMBAN1000.2679      NATWOOD®
- AMBAN1000.2671      Natural Robinia
- AMBAN1000.2678      Fir painted (RAL/NCS)
- AMBAN1000.2677      Fir green-grey painted
- AMBAN1000.2675      Fir red painted

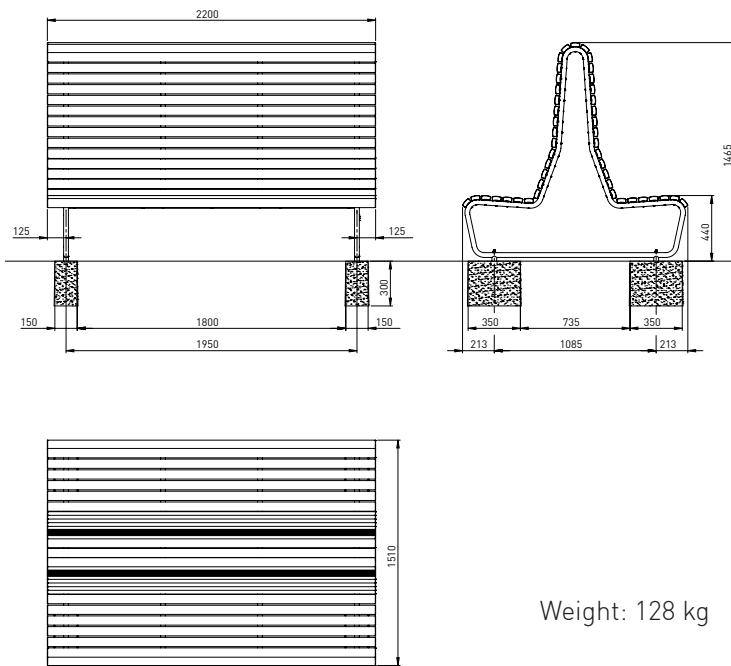
### 3 Landi Double Bench with medium-height backrest



#### Item number      Seating surface material

AMBAN1000.2683	Natural larch
AMBAN1000.2689	NATWOOD®
AMBAN1000.2681	Natural Robinia
AMBAN1000.2688	Fir painted (RAL/NCS)
AMBAN1000.2687	Fir green-grey painted
AMBAN1000.2685	Fir red painted

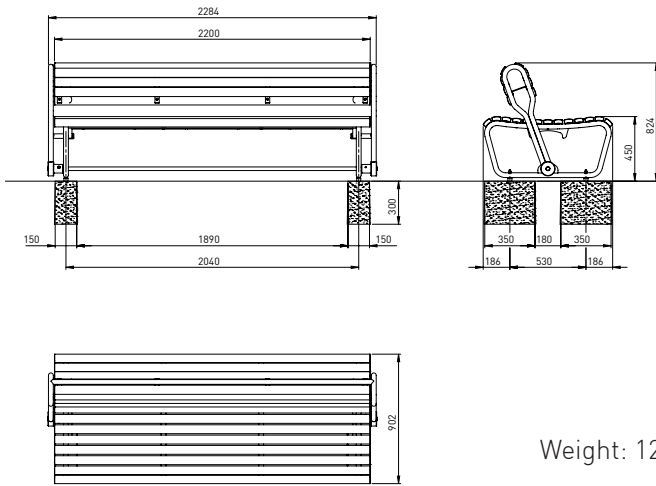
### 4 Landi Double Bench with high backrest



#### Item number      Seating surface material

AMBAN1000.2613	Natural larch
AMBAN1000.2619	NATWOOD®
AMBAN1000.2611	Natural Robinia
AMBAN1000.2618	Fir painted (RAL/NCS)
AMBAN1000.2617	Fir green-grey painted
AMBAN1000.2615	Fir red painted

5 Landi Bench with pivoted backrest



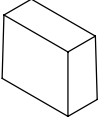
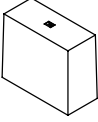
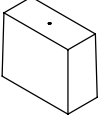
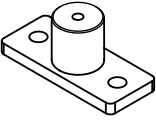
Weight: 120 kg

Item number      Seating surface material

AMBAN9012.6901	Natural larch
AMBAN9012.6903	NATWOOD®
AMBAN9012.6902	Fir painted (RAL/NCS)

Landi Double Bench without backrest = 1  
 Landi Double Bench with low backrest = 2  
 Landi Double Bench with medium-height backrest = 3

Landi Double Bench with high backrest = 4  
 Landi bench with pivoted backrest = 5

<b>Concrete foundations</b>				
Graphic	Item number	Description	Number	Bench seat
	AMBAN91003500	for ground installation Dimensions: 350 x 300 x 150 mm Weight: 42 kg	4 pieces	1, 2, 3, 4, 5
	AMBAN91003501	for ground installation with anchor rail Dimensions: 350 x 300 x 150 mm Weight: 42 kg	4 pieces	1, 2, 3, 4, 5
	AMBAN91003510	for ground installation with CNS threaded sleeve M10 Dimensions: 350 x 300 x 150 mm Weight: 42 kg	4 pieces	1, 2, 3, 4, 5
<b>Adapters</b>				
Graphic	Item number	Description	Number	Bench seat
	AMBAN10001007	for dowelling onto foundations	4 pieces	1, 2, 3, 4